

- A Feeder (Example Weigh Belt Feeder)
- B Weighing System
- C Motor drive Unit
- D Smart Control Module SCM
- E SCM Display
- F KSC Ext. communication to Host System



Each HASLER Weigh feeder consists of the components A, B, C, D and E.

**KSC in the SmartConnex control system**

A new generation of operator interfaces is developed by Hasler to exploit the full power of SmartConnex. Options include the Smart Commander "KSC", a Windows user interface for managing large feeder systems on multiple process lines. Single feeder and multiple feeder/single line interface options are also available.

Coupled with a Panel PC and installed in the system of SmartConnex regulation, software KSC makes it possible to control to 30 weigh belt and loss-in-weight feeders, belt scales, impact and digital flowmeters.

This system of regulation controls the batchers - in continuous mode - with exactitude according to recorded set points

Based on the Fix 32 software in a Windows environment, the KSC allows the whole process overview on the screen, which is very easy to apprehend.

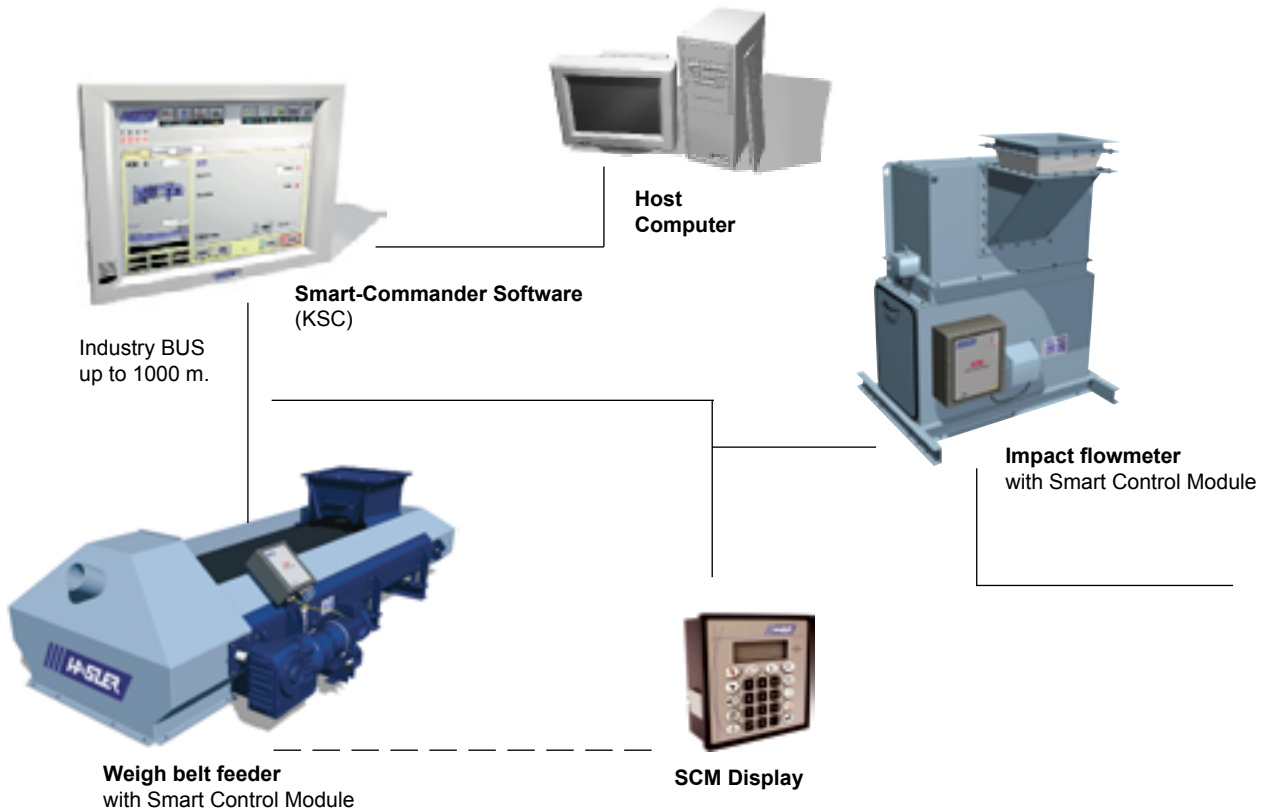

Fast information on the actual operation data of the linked units provides the chosen process overview.

Recipe command, historical trends, statistical control, and alarm parameters are samples of the wide range of applications the KSC provides.

**Structure of the SmartConnex control system**

with interfaces, connections and transmission distances.

This technical data sheet describes component F



## Screen page: "Overview"

The K-Smart Commander is a user Software for the visualization and monitoring of HASLER feeders. It is based on the process visualization software FIX 32 from Intellution and available on CD-ROM.

An industrial PC set up according to given specifications is suitable as hardware. Depending on the hardware, data entry occurs via touch screen or mouse and keyboard.

Each feeder has its own overview page.

The right-hand example shows a page for a weigh belt feeder in a system with 4 feeders.



## Communication Protocols

The list of available protocols is constantly growing.

Protocol	Driver	Physical Layer	Board Required
Modicon Modbus 1	MB1	RS232/RS485	PC Serial Port or RS485 board
Modicon MODBUS Plus	MMP	Proprietary	Yesi
Allen-Bradley Data Highway	ABH	RS232/RS485	PC Serial Port or RS485 board
Allen-Bradley Data Highway Plus	ABR	Proprietary (RS Linx)	Yesi
Allen-Bradley Control Net	ABR	Proprietary (RS Linx)	Yesi
OPC	OPC	Ethernet	Network (Ethernet)

## Screen organization

The communication levels are selected with icons. A level is set up like a file with index cards and tabs. Each field can be quickly selected by mouse click or touch.

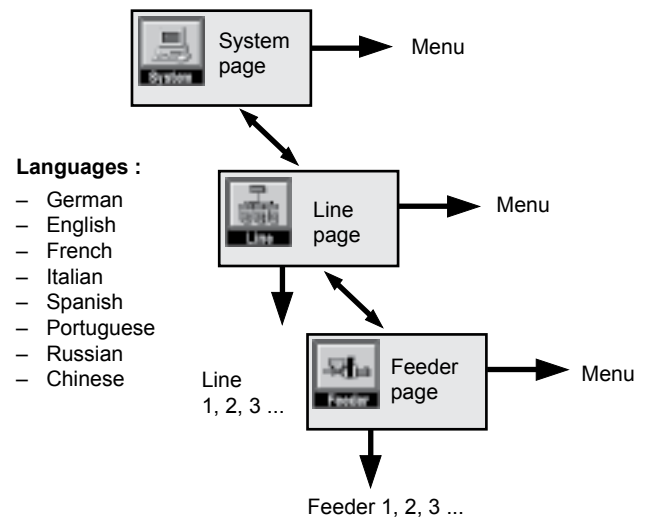
## Uses

Simple operation and short introduction time thanks to the self-explanatory layout of the screen pages.

Quick process overview through graphic depictions, which can be selected 'on line' at any time.

The KSC software is an open system, which means that new requirements can be integrated.

## Structure



## Hardware specifications

Pentium PC,  
64...128 MB RAM; Hard disk 2 - 5 GB; CD-ROM Drive  
Windows NT (SP6a) or Windows 2000 (SP4)  
Mouse and keyboard or touch screen monitor

## Options

1. Panel PC with touch screen monitor and KSC software (According to HASLER's recommendations)
2. Desk PC + monitor with KSC software (According to HASLER's recommendations)